



265IP PRECISION SERIES SELF-CONTAINED COMPACTOR



Patent Number 9,358,745



**Shown with optional dog house*

265IP Precision Series self-contained compactor is ideal for walk-up or ground-fed wet waste applications.

GUARDIAN CONTROL SYSTEM

- ▶ New user-friendly controls
- ▶ Automatic maintenance tracking
- ▶ Superior 24 volt controls and NEMA 4 rated enclosure

LARGE ACCESS OPENING FOR MAINTENANCE / SERVICE

- ▶ Easy to inspect and access cylinder and hoses

PRECISION GUIDED RAM

- ▶ Glides smoothly above floor on UHMW guides
- ▶ Ram penetrates 6" into container to minimize spring-back

ADJUSTABLE SLIDING HINGE

- ▶ Heavy-duty design draws door in evenly and easily

LONGEST STANDARD WARRANTY

- ▶ 5-year structural warranty

USER-FRIENDLY CONTROLS MAKE COMPACTING AS EASY AS 1-2-3

IDEAL FOR

STEADY:
CONTAINER FULL

FLASHING:
CONTAINER 3/4 FULL

FLASHING RED AND YELLOW:
ERROR (CALL FOR SERVICE)

EMERGENCY STOP
PARADA DE EMERGENCIA

STEADY:
SERVICE DUE

FLASHING:
CHECK DOOR / STOP BUTTON

REVERSE
RETROCEDER

START
INICIAR

OFF
APAGADO

ON
ENCENDIDO

WASTEQUIP

1) LOAD TRASH



2) KEY IN "ON" POSITION



3) PUSH "START" BUTTON



SUPERMARKETS



MALLS



HOSPITALS



RESTAURANTS



OFFICE BUILDINGS



RETAIL ESTABLISHMENTS



Guardian control system now features more user-friendly controls

FEATURING OUR GUARDIAN CONTROL SYSTEM

Value-Added Standard Features	Wastequip Guardian Control System	Competitor A	Competitor B
Power unit runs any brand compactor	✓		
Automatically alerts when maintenance is due	✓		
NEMA 4 rated control panel	✓		
Low temperature oil	✓		
Push button controls	✓		✓
Pack-out override	✓		
Watch dog timer	✓	✓	
24 volt controls	✓		✓
Programmable logic controller	✓	✓	✓
Multi-cycle timer	✓	✓	✓
Full light	✓	✓	



PRECISION GUIDED RAM




Hydraulic quick disconnects are easy to access



Ram is suspended above chamber floor and glides on near frictionless UHMW guides

Breaker bar is engineered for increased strength and is designed for additional structural support

6" penetration into the container reduces spring-back of material into charge chamber




UHMW guides are long lasting and can be easily replaced




LARGE MAINTENANCE ACCESS

- ▶ Hydraulic hoses are easy to inspect /replace
- ▶ Clean-out area designed to drain excessive liquid
- ▶ Up to 33% less time required to change cylinder
- ▶ Plenty of room to clean behind ram if necessary



HEAVY-DUTY ADJUSTABLE HINGE

- ▶ Door opens and closes easily with 5 grease fittings per hinge
- ▶ Single-point adjustable hinge draws door in evenly for tight, uniform seal
- ▶ Full-door, 3-bump solid T-seal prevents leakage and is long lasting



265IP PRECISION SERIES COMPACTOR

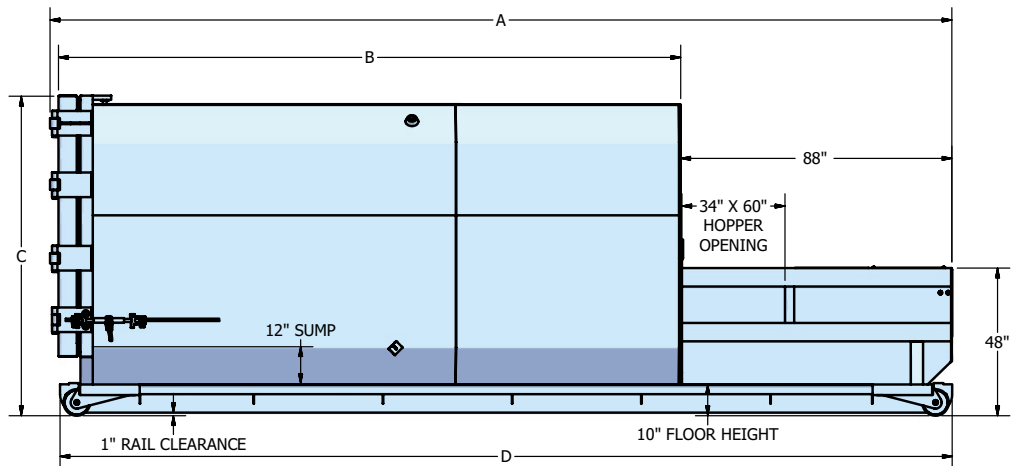
FEATURES

STANDARD

- Precision-guided ram system
- Guardian Control System
- Automatic Maintenance Scheduler (AMS)
- NEMA 4 enclosure
- Push button controls in panel face
- Ultra-high molecular weight (UHMW) guides
- 5-year structural warranty
- 31-second cycle time
- Full container light
- Low temperature oil
- Multi-cycle timer
- Operational and service manual
- Primed and painted in several colors

OPTIONS

- Advance warning light
- Pressure gauge: color coded
- Controls on remote pendant in lieu of mounting in panel face
- Guide rails with stops
- Oil heater
- Photo-electric eye
- Odor control system
- Container lifter



Compactor Models

265IP Model (cu. yds.)	Overall Length (A) (in.)	Container Length (B) (in.)	Overall Height (C) (in.)	Floor Length (D) (in.)	Width (in.)	Weight (lbs.)
16	184-1/2	94-1/8	100	183-1/2	102	8,000
20	208-1/2	118-1/8		207-1/2		8,350
25	238-1/2	148-1/2		237-1/2		8,950
30	268-1/2	178-1/8		267-1/2		9,600
35	298-1/2	208-1/8		297-1/2		9,850



Replacement parts available online at www.gotoparts.com

SPECIFICATIONS

Charge Box

- Wastequip rating: 2.00 cubic yards
- Wastec rating: 1.36 cubic yards
- Clear top opening: 34" Length x 60" Width

Ram

- 1/4" steel construction with engineered structural reinforcements and precision guided ram system

Compactor Head

- Floor: 3/8" with two 5" structural supports
- Sides: 3/16" side plates with 6" x 3" formed steel stiffener
- Top rail: 6" x 3" formed steel stiffener
- Breaker bar: 6" x 6" x 1/2" angle steel
- Sump: 12" height

Electrical

- Electric motor: 10 hp TEFC (Totally Enclosed Fan Cooled)
- Voltage: 208/230/460, 3 phase, 60 HZ (optional 575V)
- Power box: NEMA 4 rated, UL listed
- Automated cycle operation: Push button control-ram extends, retracts and stops automatically

Hydraulic Specifications

- Pump: 11.7 gpm
- Ram penetration: 6"
- Cycle time: 31 seconds
- Hydraulic cylinder: (1), cylinder bore: 5"
- Cylinder rod: 2.5"
- Hydraulic oil tank: 20 gallon reservoir
- Power unit location: remote

Hydraulic Performance

Ram face pressure

- Normal: 40,200 lbs
- Maximum: 45,100 lbs

Ram psi

- Normal: 21.61 psi
- Maximum: 24.25 psi

Operating pressure

- Normal: 1,950 psi
- Maximum: 2,300 psi

Container

- 7 gauge floor with 3" channel crossmember
- 6" x 2" x 1/4" tube rails, 3/8" I.D. between rails
- Solid steel bullnose and hook at both ends
- 4" diameter rollers, 4-1/2" long
- Length, Width and Height - see chart above

Standard Color Choices*



Colors shown are as accurate as printing allows. The actual color is subject to variation from the printed color sample. Color choices vary by plant location. Please contact your local sales representative for available colors. Custom colors are available upon request and are subject to an additional charge.



Tel: 877.468.9278 | sales@wastequip.com | www.wastequip.com

Wastequip is the leading North American manufacturer of waste and recycling equipment for collecting, processing and transporting recyclables and solid or liquid waste. December 2016 © Wastequip, all rights reserved. Specifications subject to improvement without notice. Equipment displayed should be operated by properly trained personnel. Operators should become familiar with OSHA, ANSI and any other applicable standards or laws for using this equipment. Improper use, misuse, or lack of maintenance could cause injury to people and/or property. Photos used in the literature are illustrative only. We assume no liability or responsibility for proper training/operation of equipment not manufactured by Wastequip. We reserve the right to make changes at any time without notice. Information contained within this literature is intended to be the most accurate available at time of printing.